

**Blackheath City Improvement District**  
**(Non Profit Company)**  
**(Registration Number 2005/036286/08)**

**Annual Financial Statements**  
**for the year ended**  
**30 June 2013**

**Blackheath City Improvement District NPC**  
**(Registration number 2005/036286/08)**

**Annual Financial Statements for the year ended 30 June 2013**

**Index**

The report and statements set out below comprise the annual financial statements presented

<b>Index</b>	<b>Page</b>
Report of the independent reviewers	3 - 4
Director's responsibilities and approval	5
Director's report	6
Statement of Financial Position	7
Statement of Comprehensive Income	8
Statement of Changes in Equity	9
Statement of Cash Flows	10
Notes to the annual financial statements	11 – 18
Fixed asset register	19

**INDEPENDENT REVIEWER'S REPORT TO THE STAKEHOLDERS OF  
BLACKHEATH CITY IMPROVEMENT DISTRICT NPC**

**Report on the Financial Statements of Blackheath City Improvement District**

We have reviewed the annual financial statements of Blackheath City Improvement District, that comprise the statement of financial position as at 30 June 2013, and the statement of comprehensive income and statement of cash flows for the year then ended, and a summary of significant accounting policies and other explanatory information, and the directors' report, as set out on pages 6 to 19.

**Directors' Responsibility for the Financial Statements**

The company's directors are responsible for the preparation of these statements in accordance with the basis of accounting described in the notes and the requirements of the Companies Act of South Africa, and for such internal control as the directors determine necessary to enable the preparation of financial statements that are free from material misstatement, whether due to fraud or error.

**Independent Reviewer's Responsibility**

Our responsibility is to express a conclusion on the annual financial statements based on our review. We conducted our review in accordance with International Standards on Review Engagements which requires us to conclude whether anything has come to our attention that causes us to believe that the financial statements, taken as a whole, are not prepared in all material respects in accordance with the applicable financial reporting framework. This Standard also requires us to comply with relevant ethical requirements.

A review of financial statements in accordance with International Standards on Review Engagements consists primarily of making inquiries of management and others within the entity involved in financial and accounting matters, applying analytical procedures, and evaluating the sufficiency and appropriateness of evidence obtained.

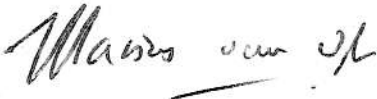
A review also requires performance of additional procedures when the practitioner becomes aware of matters that cause the practitioner to believe the financial statements as a whole may be materially misstated.

We believe that the evidence obtained in our review is sufficient and appropriate to provide a basis for our conclusion.

The procedures performed in a review engagement are substantially less than those performed in an audit conducted in accordance with International Standards on Auditing. Accordingly, we do not express an audit opinion on these financial statements.

### **Conclusion**

Based on our review, nothing has come to our attention that causes us to believe that the annual financial statements are not prepared, in all material respects, in accordance with the basis of accounting and the requirements of the Companies Act of South Africa.



**Marius van Wyk CA(SA)**  
**Chartered Accountant**  
**29 July 2013**  
**Bellville**

**Blackheath City Improvement District NPC**  
**(Registration number 2005/036286/08)**

**Annual Financial Statements for the year ended 30 June 2013**

**Director's Responsibility**

The directors are required by the South African Companies Act to maintain adequate accounting records and are responsible for the content and integrity of the annual financial statements and related financial information included in this report. It is their responsibility to ensure that the annual financial statements fairly present the state of affairs of the company as at the end of the financial year and the results of its operations and cash flows for the year then ended, in conformity with International Financial Reporting Standard for Small to Medium-sized Entities. The external reviewers are engaged to express an independent opinion on the annual financial statements.



The annual financial statements are prepared in accordance with International Financial Reporting Standard for Small to Medium-sized Entities and are based upon appropriate accounting policies consistently applied and supported by reasonable and prudent judgements and estimates.

The directors acknowledge that they are ultimately responsible for the system of internal financial control established by the company and place considerable importance on maintaining a strong control environment. To enable the directors to meet these responsibilities, the board of directors sets standards for internal control aimed at reducing the risk of error or loss in a cost effective manner. The standards include the proper delegation of responsibilities within a clearly defined framework, effective accounting procedures and adequate segregation of duties to ensure an acceptable level of risk. These controls are monitored throughout the company and all employees are required to maintain the highest ethical standards in ensuring the company's business is conducted in a manner that in all reasonable circumstances is above reproach. The focus of risk management in the company is on identifying, assessing, managing and monitoring all known forms of risk across the company. While operating risk cannot be fully eliminated, the company endeavors to minimise it by ensuring that appropriate infrastructure, controls, systems and ethical behavior are applied and managed within predetermined procedures and constraints.

The directors are of the opinion, based on the information and explanations given by management, that the system of internal control provides reasonable assurance that the financial records may be relied on for the preparation of the annual financial statements. However, any system of internal financial control can provide only reasonable, and not absolute, assurance against material misstatement or loss.

The directors have reviewed the company's cash flow forecast for the year to 30 June 2014 and, in the light of this review and the current financial position, they are satisfied that the company has or has access to adequate resources to continue in operational existence for the foreseeable future.

The annual financial statements set out on pages 5 to 19, which have been prepared on the going concern basis, were approved by the board of directors on 29 July 2013 and were signed on its behalf by:



**Blackheath**  
**29 July 2013**

**Blackheath City Improvement District NPC  
(Registration number 2005/036286/08)**

**Annual Financial Statements for the year ended 30 June 2013**

**Director's Report**

The directors submit their report for the year ended 30 June 2013.

**1. Nature of business**

The business operations of the company are that of the improvement and promotion of the industrial area by providing and procuring the provision of services to and in the industrial area.

**2. Financial results and dividends**

The financial results of the company are set out in the attached financial statements. No dividends were declared during the financial year (2012 - Rnil).

**3. Share capital**

There is no issued share capital as the company is a Non Profit Company.

**4. Directors and secretary**

The present directors of the company is:

RA Louw  
GM Noonan  
R Alli  
AJ Smuts  
HM Modricky  
CD Wolfswinkel  
GRP Ferreira

The secretary of the company is Brendan van der Merwe, whose business and postal address is:

**Business:**

Peninsula Beverage Company  
Corner School and Wimbledon Roads  
Blackheath  
7580

**Postal:**

PO Box 12  
Blackheath  
7581

**5. Material events after year-end**

No matter which material to the financial affairs of the company has occurred between the year end date and the date of approval of the financial statements.

**Blackheath City Improvement District NPC**  
 (Registration number 2005/036286/08)

**Financial Statements for the year ended 30 June 2013**

**Statement of Financial Position**

	<u>Note</u>	<b>2013</b> <u>Rand</u>	<b>2012</b> <u>Rand</u>
<b>Assets</b>			
<b>Non-current assets</b>		<b>51,016</b>	<b>7,225</b>
Furniture and equipment	5	51,016	7,225
<b>Investments</b>		<b>213,772</b>	<b>-</b>
Money Market Account		213,772	-
<b>Current assets</b>		<b>89,377</b>	<b>97,204</b>
Trade receivables and deposits		700	700
Bank and cash on hand		88,677	96,504
<b>Total assets</b>		<b>354,165</b>	<b>104,429</b>
<b>Equity and Liabilities</b>			
<b>Equity and reserves</b>		<b>339,549</b>	<b>85,575</b>
Accumulated surplus		339,549	85,575
<b>Current liabilities</b>		<b>14,616</b>	<b>18,854</b>
Trade and other payables		14,616	18,854
<b>Total equity and liabilities</b>		<b>354,165</b>	<b>104,429</b>

**Blackheath City Improvement District NPC**  
 (Registration number 2005/036286/08)

**Financial Statements for the year ended 30 June 2013**

<b>Statement of Comprehensive Income</b>	<b>Note</b>	<b>2013</b> <u>Rand</u>	<b>2012</b> <u>Rand</u>
<b>Income</b>		1,554,449	1,302,255
Levy income	6	1,261,132	1,196,001
Interest received		4,122	53
Donations received		145,250	54,280
Retention refund		143,945	51,921
<b>Operating expenses</b>		1,300,475	1,242,321
Advertising		9,620	2,237
Auditor and accounting fees		7,020	13,230
Bank charges		3,634	3,360
Cleansing		340,192	314,031
Depreciation		7,572	4,042
Donations		1,223	1,042
Entertainment		5,510	6,768
Insurance		4,110	3,345
Loss on asset disposal		5	-
Office expenses		1,795	7,650
Projects		70,540	25,323
Printing and stationery		5,674	4,107
Rental expense		42,000	36,000
Repair and maintenance		10,355	4,197
Staff costs		447,889	489,265
Security		211,847	185,202
Sundry expenses		3,411	4,394
Telephone, postage and internet		12,534	30,128
Travel		115,544	108,000
<b>Surplus before taxation</b>		<b>253,974</b>	<b>59,934</b>
Taxation	7	-	-
<b>Surplus after taxation</b>		<b>253,974</b>	<b>59,934</b>



**Blackheath City Improvement District NPC**  
(Registration number 2005/036286/08)

**Financial Statements for the year ended 30 June 2013**

<b>Statement of Changes in Equity</b>	<b>2013</b>	<b>2012</b>
	<u>Rand</u>	<u>Rand</u>
Accumulated surplus: Beginning of the year	85,575	25,641
Surplus for the year	253,974	59,934
<b>Accumulated surplus: End of the year</b>	<b><u>339,549</u></b>	<b><u>85,575</u></b>

**Blackheath City Improvement District NPC**  
 (Registration number 2005/036286/08)

**Financial Statements for the year ended 30 June 2013**

**Statement of Cash Flows**

	<u>Note</u>	<b>2013</b> <u>Rand</u>	<b>2012</b> <u>Rand</u>
<b>Cash flow from / (used in) operating activities</b>			
Cash flow from operations	8	253,186	53,921
<b>Net cash from operating activities</b>		<b><u>253,186</u></b>	<b><u>53,921</u></b>
<b>Cash flow (used in) / from investing activities</b>			
(Increase) / Decrease in Money Market Account		(213,772)	-
Interest received		4,122	53
Net (Increase) / Decrease in assets		(51,363)	-
<b>Net cash from investing activities</b>		<b><u>(261,013)</u></b>	<b><u>53</u></b>
<b>Total cash movement for the year</b>		<b>(7,827)</b>	<b>53,974</b>
Bank and cash at the beginning of the year		96,504	42,530
<b>Total bank and cash at the end of the year</b>		<b><u>88,677</u></b>	<b><u>96,504</u></b>

# **Blackheath City Improvement District NPC**

## **(Registration number 2005/036286/08)**

### **Notes to the Financial Statements for the year ended 30 June 2013**

#### **1. General information**

The current business operations of the company are that of improvement and promotion of the industrial area by providing and procuring the provision of services to and in the industrial area. The company is an unlisted association incorporated under section 21, incorporated and domiciled in South Africa. The address of its registered office is Peninsula Beverage Company, Corner School and Wimbledon Roads, Blackheath.

#### **2. Accounting policy**

The principal accounting policies applied in the preparation of these financial statements are set out below. These policies have been consistently applied to all the years presented, unless otherwise stated.

##### **2.1 Basis of preparation**

The financial statements of Blackheath City Improvement District have been prepared in accordance with the International Financial Reporting Standard for Small and Medium-sized Entities. These financial statements have been prepared under the historical cost convention, as modified by the revaluation of available-for-sale financial assets, and financial assets and financial liabilities at fair value through profit and loss.

The preparation of financial statements in conformity with International Financial Reporting Standard for Small and Medium-sized Entities requires the use of certain critical accounting estimates. It also requires management to exercise its judgement in the process of applying the Company's accounting policies. The areas involving a higher degree of judgement or complexity, or areas where assumptions and estimates are significant to the financial statements, are disclosed in the notes

##### **2.2 Furniture and equipment**

Furniture and equipment is stated at historical cost less depreciation. Historical cost includes expenditure that is directly attributable to the acquisition of the items.

Subsequent costs are included in the asset's carrying amount or recognised as a separate asset, as appropriate, only when it is probable that the future economic benefits associated with the item will flow to the company and the cost of the item can be measured reliably. All other repairs and maintenance are charged to the income statement during the financial period in which they are incurred.

Depreciation on assets is calculated using the straight-line method to allocate their cost to their residual values over the estimated useful lives, as follows:

Office furniture	6 years
Office equipment	6 years
Computer equipment	3 years
Motor vehicles	5 years

The asset's residual values and useful lives are reviewed, and adjusted if appropriate, at each balance sheet date. An asset's carrying amount is written down immediately to its recoverable amount if the asset's carrying amount is greater than its estimated recoverable amount. Gains and losses on disposals are determined by comparing proceeds with carrying amount. These are included in the statement of comprehensive income.

# **Blackheath City Improvement District NPC**

## **(Registration number 2005/036286/08)**

### **Notes to the Financial Statements for the year ended 30 June 2013**

#### **2.3 Impairment of non-financial assets**

Assets that have an indefinite useful life are not subject to amortisation and are tested annually for impairment. Assets that are subject to amortisation are reviewed for impairment whenever events or changes in circumstances indicate that the carrying amount may not be recoverable. An impairment loss is recognised for the amount by which the asset's carrying amount exceeds its recoverable amount. The recoverable amount is the higher of an asset's fair value less costs to sell and value in use. For the purpose of assessing impairment, assets are grouped at the lowest levels for which there are separately identifiable cash flows (cash generating units). Non-financial assets other than goodwill that suffered an impairment are reviewed for possible reversal of the impairment at each reporting date.

#### **2.4 Trade receivables**

Trade receivables are recognised initially at fair value and subsequently measured at amortised cost using the effective interest method, less provision for impairment. A provision for impairment of trade receivables is established when there is objective evidence that the company will not be able to collect all amounts due according to the original terms of receivables. Significant financial difficulties of the debtor, probability that the debtor will enter bankruptcy or financial reorganisation, and default or delinquency in payments are considered indicators that the trade receivable is impaired. The amount of the provision is the difference between the asset's carrying amount and the present value of estimated future cash flows, discounted at the effective interest rate. The amount of the provision is recognised in the income statement.

#### **2.5 Cash and cash equivalents**

Cash and cash equivalents includes cash in hand, deposits held at call with banks, other short term highly liquid investments with original maturities of three months or less, and bank overdrafts. Bank overdrafts are shown separately on the face of the balance sheet.

#### **2.6 Financial assets**

The company classifies its financial assets in the following categories: at fair value through profit and loss, loans and receivables and available-for-sale. The classification depends on the purpose for which the financial assets were acquired. Management determines the classification of its financial assets at initial recognition and re-evaluates this designation at every reporting date.

##### *(a) Financial assets through profit and loss*

This category has two sub-categories: "financial assets held for trading", and those designated at fair value through profit and loss at inception. A financial asset is classified in this category if acquired principally for the purpose of selling in the short term or if so designated by management. Derivatives are also categorised as "held for trading" unless they are designated as hedges. Assets in this category are classified as current assets if they are either held for trading or are expected to be realised within 12 months of the balance sheet date.

##### *(b) Loans and receivables*

Loans and receivables are non-derivative financial assets with fixed or determinable payments that are not quoted in an active market. They are included in current assets, except for maturities greater than 12 months after the balance sheet date. These are classified as non-current assets. Current loans and receivables are classified as "trade and other receivables" in the balance sheet.

## **Blackheath City Improvement District NPC (Registration number 2005/036286/08)**

### **Notes to the Financial Statements for the year ended 30 June 2013**

#### *(c) Available-for-sale financial assets*

Available-for-sale financial assets are non-derivatives that are either designated in this category or not classified in any of the other categories. They are included in non-current assets unless management intends to dispose of the investment within 12 months of the balance sheet date. Financial assets carried at fair value through profit and loss are initially recognised at fair value and transaction costs are expensed in the income statement.

Regular purchases and sales of investments are recognised on trade-date, the date on which the company commits to purchase or sell the asset. Investments are initially recognised at fair value plus transaction costs for all financial assets not carried through profit or loss. Financial assets carried at fair value through profit or loss are initially recognised at fair value and transaction costs are expensed in the income statement.

Investments are derecognised when the rights to receive cash flows from the investments have expired or have been transferred and the company has transferred substantially all risks and rewards of ownership. Available-for-sale financial assets and financial assets at fair value through profit or loss are subsequently carried at fair value. Loans and receivables and held-to-maturity investments are carried at amortised cost using the effective interest method.

Gains or losses arising from changes in the fair value of the "financial assets at fair value through profit or loss" category, including interest and dividend income, are presented in the income statement within "other gains / (losses)" in the period in which they arise.

When securities classified as available-for-sale are sold or impaired, the accumulated fair value of adjustments recognised in equity are included in the income statement as "gains and losses from investment securities". Interest on available-for-sale securities calculated using the effective interest method is recognised in the income statement. Dividends on available-for-sale equity instruments are recognised in the income statement when the company's right to receive payments is established.

The fair value of quoted instrument are based on current bid prices. If the market for a financial asset is not active, the company establishes fair value by using valuation techniques. These include the use of recent arm's length transactions, reference to other instruments that are substantially the same, discounted cash flow analysis, and option pricing models, making maximum use of market inputs and relying as little as possible on entity-specific inputs.

The company assessed at each balance sheet date whether there is objective evidence that a financial asset or a group of financial assets is impaired. In the case of equity securities classified as available-for-sale, a significant or prolonged decline in the fair value of the security below its cost is considered an indicator that the securities are impaired. If any such evidence exists for available-for-sale financial assets, the cumulative loss - measured as the difference between the acquisition cost and the current fair value, less any impairment loss on that financial asset previously recognised in profit or loss - is removed from equity and recognised in the income statement on equity instruments are not reversed through the income statement. Impairment testing of trade receivables is described in note 2.4.

#### **2.7 Provisions**

Provisions are recognised when: the company has a present legal or constructive obligation as a result of past events; its more likely that an outflow of resources will be required to settle the obligation; and the amount has been reliably estimated. Provisions are not recognised for future operating losses.

# **Blackheath City Improvement District NPC**

## **(Registration number 2005/036286/08)**

### **Notes to the Financial Statements for the year ended 30 June 2013**

Where there are a number of similar obligations, the likelihood that an outflow will be required in settlement is determined by considering the class of obligation as a whole. A provision is recognised even if the likelihood of an outflow with respect to any one item included in the same class of obligation may be small.

Provisions are measured at the present value of the expenditures expected to be required to settle the obligation using a pre-tax rate that reflects current market assessments of the time value of money and the risks specific to the obligation. The increase in the provision due to passage of time is recognised as interest expense.

#### **2.8 Borrowings**

Borrowings are recognised initially at fair value, net of transaction costs incurred. Borrowings are subsequently stated at amortised cost; any difference between the proceeds (net of transaction costs) and the redemption value is recognised in the income statement over the period of the borrowings using the effective interest method.

Borrowings are classified as current liabilities unless the company has an unconditional right to defer settlement of the liability for at least 12 months after the balance sheet date.

#### **2.9 Operating leases**

Leases in which a significant portion of the risks and rewards of ownership are retained by the lessor are classified as operating leases. Payments made under operating leases (net of any incentives from the lessor) are charged to the income statement on a straight-line basis over the period of the lease.

#### **2.10 Revenue recognition**

Revenue comprises the fair value of the consideration received or receivable for levy income for the delivering of services in the ordinary course of the company's activities. Revenue is shown net of value added tax, returns, rebates, and discounts and after eliminated sales within the company. Revenue is recognised as follows:

*(a) Levy income for the delivery of services*

Levy income for the delivery of services are recognised in advance when the company commits to the delivering of the services.

*(b) Interest income*

Interest income is recognised on a time-proportion basis using the effective interest method. When a receivable is impaired, the company reduces the carrying amount to its recoverable amount, being the estimated future cash flow discounted at original effective interest rate of the instrument, and continues unwinding the discount as interest income. Interest income on impaired loans is recognised using the original effective interest rate.

### **3. Financial risk management**

#### **3.1 Financial risk factors**

The company's activities expose it to a variety of financial risks: market risk (including currency risk, fair value interest rate risk and price risk), credit risk, liquidity risk and cash flow interest rate risk. The company's overall risk management programme focusses on the unpredictability of financial markets and seeks to minimise potential adverse effects on the company's financial performance.



## **Blackheath City Improvement District NPC (Registration number 2005/036286/08)**

### **Notes to the Financial Statements for the year ended 30 June 2013**

#### *(a) Market and price risk*

The company is not exposed to significant market and commodity price risk.

#### *(b) Credit risk*

The company has no significant concentrations of credit risk. It has policies in place to ensure that sales of products are made to customers with an appropriate credit history. Derivative counterparties and cash transactions are limited to high-credit-quality financial institutions. The company has policies that limit the amount of credit exposure to any financial institution.

#### *(c) Liquidity risk*

Prudent liquidity risk management implies maintaining sufficient cash and marketable securities, the availability of funding through an adequate amount of committed credit facilities and the ability to close out market positions. The company aims to maintain flexibility in funding by keeping committed credit lines available.

#### *(d) Cash flow and fair value rate risk*

As the company has no significant interest-bearing assets, the company's income and operating cash flows are substantially independent of changes in market interest rates. The company's interest rate risk arises from long-term borrowings. Borrowings issued at variable rate expose the company to cash flow interest rate risk. Borrowings issued at fixed rates expose the company to fair value interest rate risk.

### **3.2 Fair value estimation**

The fair value of financial instruments traded in active markets (such as trading and available-for-sale securities) is based on quoted market prices at the balance sheet date. The quoted market price used for financial assets held by the company is the current bid price.

The fair value of financial instruments that are not traded in an active market is determined by using valuation techniques. The company uses a variety of methods and makes assumptions that are based on market conditions existing at each balance sheet date. Quoted market prices or dealer quotes for similar instruments are used for long-term debt.

The nominal value less impairment provision of trade receivables and payables are assumed to approximate their fair values. The fair value of financial liabilities for disclosure purposes is estimated by discounting the future contractual cash flows at the current market interest rate that is available to the company for similar financial instruments.

## **4. Critical Accounting Estimates and Judgements**

Estimates and judgements are continually evaluated and are based on historical experience and other factors, including expectations of future events that are believed to be reasonable under the circumstances.

### **4.1 Critical accounting estimates and assumptions**

The company makes estimates and assumptions concerning the future. The resulting accounting estimates will, by definition, seldom equal the related actual results. The estimates and assumptions that have a significant risk of causing a material adjustment to the carrying amounts of assets and liabilities within the next financial year are discussed below:

**Blackheath City Improvement District NPC**  
**(Registration number 2005/036286/08)**

**Notes to the Financial Statements for the year ended 30 June 2013**

*Property, plant and equipment*

Property, plant and equipment is depreciated over the useful lives of the assets taking into consideration any residual values at the end of the useful lives. The residual values and useful lives of the assets are based on the industry knowledge of management.

**4.2 Critical judgements in applying the entity's accounting policies**

Management did not make any critical judgements in applying the entity's accounting policies.



# Blackheath City Improvement District NPC

(Registration number 2005/036286/08)

## Financial Statements for the year ended 30 June 2013

### Notes to the Financial Statements

	Cost	Accumulated Depreciation	Book value	
	<u>Rand</u>	<u>Rand</u>	<u>Rand</u>	
<b>5 Property, plant and equipment</b>				
<b>2013</b>				
Office furniture	4,300	4,163	137	
Office equipment	8,125	5,703	2,422	
IT equipment	17,524	11,067	6,457	
Motor vehicles	45,000	3,000	42,000	
	<u><b>74,949</b></u>	<u><b>23,933</b></u>	<u><b>51,016</b></u>	
<b>2012</b>				
Office furniture	4,951	4,446	505	
Office equipment	11,029	7,397	3,632	
IT equipment	22,874	19,786	3,088	
	<u><b>38,854</b></u>	<u><b>31,629</b></u>	<u><b>7,225</b></u>	
<b>Reconciliation of property, plant and equipment</b>				
	Book value 01/03/2012 <u>Rand</u>	Additions (Disposals) <u>Rand</u>	Depreciation <u>Rand</u>	Book value 28/02/2013 <u>Rand</u>
Office furniture	505	(1)	367	137
Office equipment	3,632	(2)	1,208	2,422
IT equipment	3,088	6,366	2,997	6,457
Motor vehicles	-	45,000	3,000	42,000
	<u><b>7,225</b></u>	<u><b>51,363</b></u>	<u><b>7,572</b></u>	<u><b>51,016</b></u>
			<b>2013</b>	<b>2012</b>
			<u>Rand</u>	<u>Rand</u>
<b>6 Income from services rendered</b>				
Levy income			<u><b>1,261,132</b></u>	<u><b>1,196,001</b></u>

Income from services rendered consists of invoiced levy income net of VAT and discounts

**Blackheath City Improvement District NPC**  
 (Registration number 2005/036286/08)

**Financial Statements for the year ended 30 June 2013**

**Notes to the Financial Statements**

**2013**

**2012**

Rand

Rand

**7 Taxation**

No taxation is provided for as the company has been exempt from taxation

**8 Cash generated by / (used in) operations**

Surplus after taxation	253,974	59,934
<b>Adjusted for:</b>		
Depreciation	7,572	4,042
Interest income	(4,122)	(53)
<b>Changes in working capital:</b>		
(Decrease) / Increase in trade and other payables	(4,238)	(10,002)
	<u><u>253,186</u></u>	<u><u>53,921</u></u>

**9 Going concern**

The annual financial statements have been prepared on the basis of accounting policies applicable to a going concern. This basis presumes that funds will be available to finance future operations and that the realisation of assets and settlement of liabilities, contingent obligations and commitments will occur in the ordinary course of business.

**Blackheath City Improvement District NPC**  
(Registration number 2005/036286/08)

**Furniture and fittings**

Date	Description	W/O Period Months	Acc		Book	Additions (Disposals)	Acc		Book Value	Cost 30/06/2013	Acc		Book Value 30/06/2013
			Cost 01/07/2012	Depreciation 01/07/2012	Value 01/07/2012		Depreciation (Disposals)	Current Depreciation			Depreciation 30/06/2013	Depreciation 30/06/2013	
Aug 2005	Filing cabinet	72	1,120.62	1,119.62	1.00	-	-	-	1.00	1,120.62	1,119.62	1.00	
Sept 2007	Earl desk 1750 x 900	72	975.80	974.80	1.00	-	-	-	1.00	975.80	974.80	1.00	
Sept 2007	Credenza Earl desk 1000 x 500	72	1,150.80	927.00	223.80	-	-	191.80	32.00	1,150.80	1,118.80	32.00	
Sept 2007	3 drawer metal cabinet	72	651.00	650.00	1.00	(651.00)	650.00	-	-	-	-	-	
Feb 2008	Maple bookcase 1500 x 900	72	1,052.80	774.68	278.12	-	-	175.47	102.65	1,052.80	950.15	102.65	
			<b>4,951.02</b>	<b>4,446.10</b>	<b>504.92</b>	<b>(651.00)</b>	<b>650.00</b>	<b>367.27</b>	<b>136.65</b>	<b>4,300.02</b>	<b>4,163.37</b>	<b>136.65</b>	

**Office equipment**

Date purchased	Description	W/O Period Months	Acc		Book	Additions (Disposals)	Acc		Book Value	Cost 30/06/2013	Acc		Book Value 30/06/2013
			Cost 01/07/2012	Depreciation 01/07/2012	Value 01/07/2012		Depreciation (Disposals)	Current Depreciation			Depreciation 30/06/2013	Depreciation 30/06/2013	
Aug 2005	Canon digital camera	72	1,499.94	1,498.94	1.00	(1,499.94)	1,498.94	-	-	-	-	-	
Feb 2007	Kodak C310 camera	72	1,403.51	1,402.51	1.00	(1,403.51)	1,402.51	-	-	-	-	-	
Feb 2008	Kodak C613 camera	72	876.27	875.27	1.00	-	-	-	1.00	876.27	875.27	1.00	
Aug 2008	Cellphone	72	2,104.38	1,373.83	730.55	-	-	350.73	379.82	2,104.38	1,724.56	379.82	
Apr 2009	Two way radios	72	1,900.00	1,029.25	870.75	-	-	316.67	554.08	1,900.00	1,345.92	554.08	
Dec 2009	Defy chestfreezer	72	3,244.74	1,216.80	2,027.94	-	-	540.79	1,487.15	3,244.74	1,757.59	1,487.15	
			<b>11,028.84</b>	<b>7,396.60</b>	<b>3,632.24</b>	<b>(2,903.45)</b>	<b>2,901.45</b>	<b>1,208.19</b>	<b>2,422.05</b>	<b>8,125.39</b>	<b>5,703.34</b>	<b>2,422.05</b>	

**Computer equipment**

Date purchased	Description	W/O Period Months	Acc		Book	Additions (Disposals)	Acc		Book Value	Cost 30/06/2013	Acc		Book Value 30/06/2013
			Cost 01/07/2012	Depreciation 01/07/2012	Value 01/07/2012		Depreciation (Disposals)	Current Depreciation			Depreciation 30/06/2013	Depreciation 30/06/2013	
Jun 2006	60 GB Hard drive	36	768.75	767.75	1.00	(768.75)	767.75	-	-	-	-	-	
Jun 2006	Windows XP pro software	36	896.49	895.49	1.00	-	-	-	1.00	896.49	895.49	1.00	
Jun 2007	Acer Travelmate computer	36	10,950.00	10,949.00	1.00	(10,950.00)	10,949.00	-	-	-	-	-	
Jun 2007	Canon Pixma MP 530 printer	36	2,020.00	2,019.00	1.00	-	-	-	1.00	2,020.00	2,019.00	1.00	
Feb 2008	250 GB Hard drive	36	840.00	839.00	1.00	-	-	-	1.00	840.00	839.00	1.00	
Oct 2010	Acer laptop	36	7,399.00	4,316.08	3,082.92	-	-	2,466.33	616.59	7,399.00	6,782.41	616.59	
Apr 2013	Incredible Connection laptop	36	-	-	-	6,368.16	-	530.68	5,837.48	6,368.16	530.68	5,837.48	
			<b>22,874.24</b>	<b>19,786.32</b>	<b>3,087.92</b>	<b>(5,350.59)</b>	<b>11,716.75</b>	<b>2,997.01</b>	<b>6,457.07</b>	<b>17,523.65</b>	<b>11,066.58</b>	<b>6,457.07</b>	

**Motor vehicles**

Date purchased	Description	W/O Period Months	Acc		Book	Additions (Disposals)	Acc		Book Value	Cost 30/06/2013	Acc		Book Value 30/06/2013
			Cost 01/07/2012	Depreciation 01/07/2012	Value 01/07/2012		Depreciation (Disposals)	Current Depreciation			Depreciation 30/06/2013	Depreciation 30/06/2013	
Mar 2013	Trailer	60	-	-	-	45,000.00	-	3,000.00	42,000.00	45,000.00	3,000.00	42,000.00	
			<b>0.00</b>	<b>0.00</b>	<b>0.00</b>	<b>45,000.00</b>	<b>0.00</b>	<b>3,000.00</b>	<b>42,000.00</b>	<b>45,000.00</b>	<b>3,000.00</b>	<b>42,000.00</b>	
			<b>38,854.10</b>	<b>31,629.02</b>	<b>7,225.08</b>	<b>36,094.96</b>	<b>15,268.20</b>	<b>7,572.47</b>	<b>51,015.77</b>	<b>74,949.06</b>	<b>23,933.29</b>	<b>51,015.77</b>	

Page 10